



**MLT 625**  
Agricultural telehandler

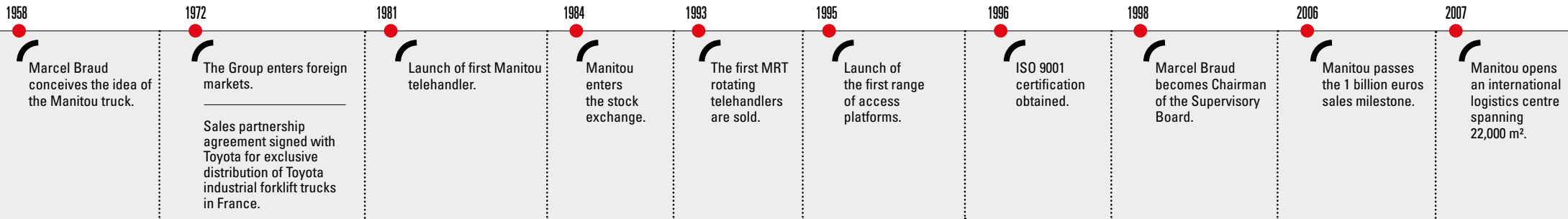
# Handling your world

Founded over 60 years ago by the Braud family, the Manitou Group now operates worldwide. A world-leader in all-terrain material handling, the Group designs, manufactures, distributes and services equipment for construction, agriculture and industries.

The Group's product ranges include: all-terrain fixed, rotating and heavy-load telehandlers; all-terrain, semi-industrial and industrial masted forklift trucks; wheel or track skid-steer loaders; articulated loaders; access platforms; truck-mounted forklifts; warehousing equipment; and attachments.

Through its iconic brands - Manitou, Gehl and Mustang by Manitou - and its worldwide network of 1,500 dealers, the Group offers the best solutions to create optimum value for its customers.

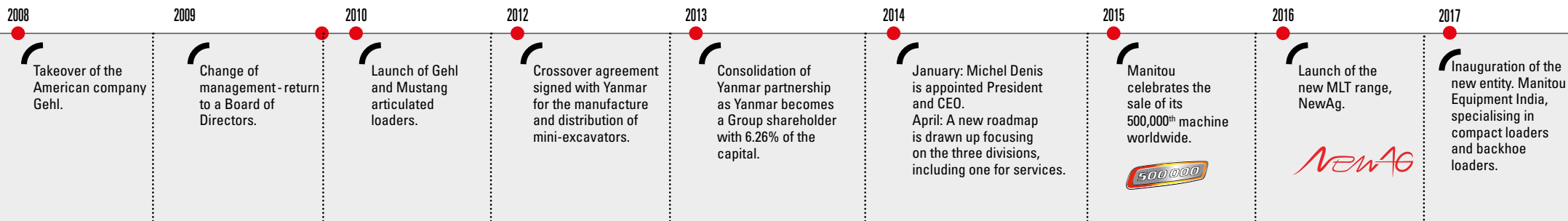
Headquartered in France, the Group registered a revenue in 2018 of 1.900 billion euros in 140 countries and employs 4,400 people, all strongly focused on satisfying customers.



**3 brands**  
distributed by  
1,500 dealers  
in 140 countries



- 27 companies
- 11 production facilities
- 4,400 employees worldwide
- 64% of the share capital held by the founding families
- 78% of revenue comes from foreign markets
- 1.900 billion euros of turnover in 2018





## COMFORT MANITOU DESIGN DEDICATED TO YOUR WELL-BEING

### A compact machine spacious cab

- Automatic parking brake
  - Fabric seat
- Steering column adjustable in both height and reach
  - 12 V electric plug
    - Car radio
    - USB port
  - Telephone holder
- Document storage net

### Cabin easy access

A wide opening and no footboard!  
Just one step and you are  
comfortably installed in your cab!






## Manitou works hard to make your workday easier!

Exclusive to Manitou, the JSM® allows you to control all movements with one hand, safely and without strain: hydraulic movements as well as reversing the direction of travel. One hand stays on the wheel so you keep total control over your machine.

- ❶ **FNR (front neutral reverse) button**
- ❷ **Attachment hydraulic line**
- ❸ **Telescoping: extend or retract**
- ❹ **Gear change**



- Forward: lower boom**
- Backward: raise boom**
- Left: crowd**
- Right: dump**



# COMFORT

## 360° VISIBILITY

### Optimal Lighting

A machine equipped to work in both daytime and at night:

- Full road lighting
- Rotating beacon light
- 4 working lights on the cab (halogen or LED, depending on the level of finish)
- 1 roof light inside the cab





MLT 625 + CBA bucket

## **Comprehensive management, complete visibility**

Whatever your activity, Manitou Finance is by your side to support you in your projects:

- Conventional credit for ownership of the equipment
- Leasing for long-term rental with purchasing option
- Lease financing without a purchasing option
- "ALL-IN" leasing with a single lease payment including equipment and related service
- Save time: your dealer is your single point of contact who can advise you and simplify the procedure

# PERFORMANCE

## MANOEVRABLE ON ALL TERRAINS

### Compact? Super Compact!

With a height and width of 2 x 1.81 m, our most compact agricultural model can get into areas that are inaccessible to other material-handling machines.



### Manoeuvrable on all terrains

- High ground clearance making it possible to easily clear obstacles
- Oscillating rear axle to maintain maximum traction and stability
- Agricultural profile tyres
  - 4 wheel drive
  - Mudguards



MLT 625 + CLBW clamp



MLT 625 + CBG bucket





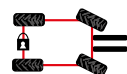
MLT 625 + CBG bucket

## "Active CRC" boom suspension" (optional)

This system absorbs any unexpected movements of the boom when you drive with or without a load. The components are put under less strain, your load is protected and driver comfort is ensured. Our new "Active CRC" system operates regardless of the angle of the boom and is automatically activated when driving over 4 km/h. At lower speeds, the feature is deactivated to put the priority on movement precision for easier, better-suited load handling.

## 4 steering modes

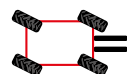
An ultra-manoeuvrable machine, thanks to 4 steering modes:



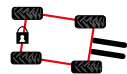
**2 wheel steer**  
for road use



**4 wheel steer**  
to manoeuvre in narrow spaces



**Crab mode**  
for sideways approaches and tricky unloading manoeuvres



**Mani-crab mode**  
with rear axle locking with wheels turned and front wheel steering



MLT 625 + CBG bucket

# PERFORMANCE

## ADAPTED POWER, CONTROLLED CONSUMPTION

**CLEANER  
Engine\***  
(Stage V standard)

## Engine power suited to your needs

Each telehandler corresponds with a coherent motorisation, giving you the optimal machine/engine combination for maximum efficiency and minimal consumption.

The MLT 625 machines are equipped with a Kubota 4 cylinder engine with a cubic capacity of 3.3 L. With 75 hp of power, this engine is perfectly suited to your applications.

\*-7% carbon monoxide emissions  
- 22% nitrogen oxide emissions (vs. Stage IIIB version)



MLT 625 + CBA bucket

## A cooling system engineered to your needs

Your machine's electronic adjustment system automatically manages the rotation speed of the ventilator according to the engine temperature. Your fuel consumption is significantly reduced.

## Automatic reversing fan

The "automatic reversing fan" feature reverses the air flow every three minutes (for 15 seconds) regardless of the engine speed. Cooling is always optimal, even in dusty environments containing straw or chicken manure.

# PERFORMANCE DESIGNED TO LAST

1. A "double U-shaped" boom, welded at the point under the least amount of strain to resist intensive use
2. Materials deflector in boom head
3. Crowd cylinder protected behind the boom head
4. Hoses and distributor are protected under the boom
5. Mechanically welded monobloc chassis
6. Dana Spicer axles
7. Steering cylinders in a raised position, protected from gravel splatter
8. Oil-immersed multi-disc brakes (on front axle)
9. Air pre-filter
10. Cab compliant with the ROPS/FOPS\* standard
11. Metal panelled lower door

\*ROPS (Roll Over Protection System) / FOPS (Falling Object Protection System)



# PERFORMANCE COMBINE PRECISION AND PERFORMANCE

up to  
**40** km/h  
(option)

## Hydrostatic transmission

Select your gear with one easy action (+/- buttons on the JSM). The hydrostatic transmission ensures smooth and precise handling. You can change gear under torque to save time.

## Inching function

This function allows you to speed up the movements of the boom as you gradually reduce the telehandler's travel speed. Perfect for high stacking of bales.

## Eco\* Mode

The engine speed is optimised while guaranteeing high performance. Fuel consumption and sound pollution are greatly reduced.

\*not available on the 40 kp/h version.



MLT 625 + CBG bucket



MLT 625 + CBA bucket

86


l/min

## Simultaneous movements (optional)

The flow sharing distributor enables simultaneous movements for efficient work.

## While you work peace of mind

Opt for a warranty extension or a maintenance contract tailored to your needs. You will benefit from expert technicians and genuine spare parts to service your equipment. Optimise its performance and service life for maximum resale value.



## Attachments can be changed in seconds

With the Manitou hook-up system, which has been used on all our telehandler models for 35 years, you can change attachments in just a few seconds.

The ECS® (Easy Connect System) decompresses the hydraulic attachment line without turning off the engine, making it quick and easy to change your hydraulic attachments.

# PROFITABILITY

**OUR PRIORITY:  
MAKING YOUR  
LIFE EASIER**

## **Easy access to the principal engine parts**

The wide opening of the engine cover on the side of the machine allows easy access to the main components.

## **...but that's not all**

- Flap at the rear of the boom
- Fuel and hydraulic oil tanks are easily accessible and clearly labelled
  - Cyclonic pre-filter



## **Intelligent maintenance**

Service intervals and error codes are displayed on the dashboard screen. Armed with this information, your dealer can respond more rapidly. You therefore save time and money.





## Our commitment to you

Our teams are committed to providing innovative solutions and continuous improvements to reduce the total cost of ownership\* of your machine. Find simple online calculation tools to assess your own TCO\*:

- Identify your direct and indirect costs
- Make the right choice by considering the performance and service parameters
- Improve the resale value of your machine
- Calculate your fuel consumption
- Watch more than 300 tutorial videos and the technical documentation at your disposal

**To make the right decisions - try the calculator**

**<http://www.reduce-program.com> and follow the advice and suggestions.**

\* What is the TCO? The total cost of ownership (TCO) is a calculation of running costs. The TCO takes into account fixed costs, such as acquisition, financing, residual value, etc., and the variable costs linked to the use of your machine, such as maintenance, energy consumption, user training, etc.

## A connected machine



The connected solution gives you access in real time to information on the functioning and activity of your equipment via a mobile app. Anticipate and reduce your equipment downtime by sharing the data with your dealer to plan routine maintenance in advance when convenient for you.

*"Since my dealer has been managing the maintenance of my machine, he contacts me proactively to plan my next appointment with a technician on my farm, at a time that's convenient for me. It gives me real peace of mind, so I can concentrate on my day-to-day work, my livestock and my crops."*

*Romain, 29, Farmer*

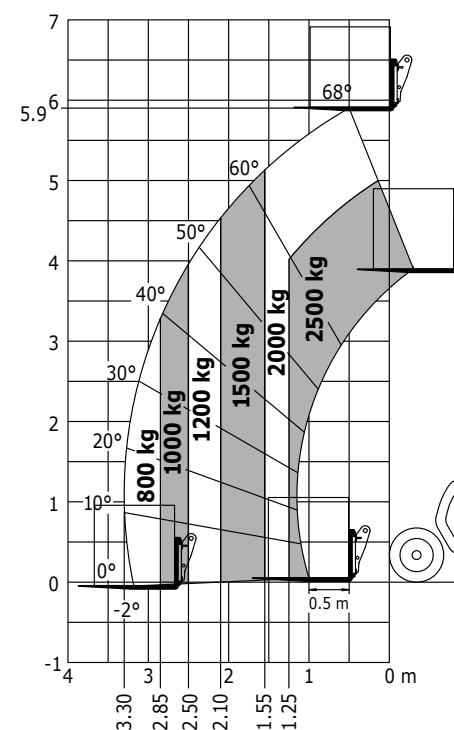
**THE CHOICE  
IS YOURS**



**2000<sup>kg</sup>  
to  
5.90<sup>m</sup>**

**MLT 625-75 H**

Transmission	-	<b>Hydrostatic</b>
Engine power	hp (kW)	<b>75 (55.4)</b>
Engine brand	-	<b>Kubota</b>
Environmental standard	-	<b>Stage V</b>
Max. capacity	kg	<b>2500 kg</b>
Max. lift height	m	<b>5.90 m</b>
Max. outreach	m	<b>3.30 m</b>
Dimensions without attachments (LxHxW)	m	<b>3.90x1.81x2.00</b>
Outside turning radius (over tyres)	m	<b>3.31</b>
Hydraulics	l/min	<b>86</b>
Standard speed (optional)	km/h	<b>25 (28 ou 40)</b>






All-terrain load chart (EN 1459 B)



## Three finish levels

**CLASSIC** **PREMIUM** **ELITE**

s : standard / o : option / - : not available

	MLT 625-75 H		
			
<b>General</b>			
"Active CRC" boom suspension	o	o	s
Hand throttle	o	o	s
Continuous flow hydraulics	o	o	s
Speed limiter	o	o	s
Fixed towing hitch	s	s	s
Manual rotating towing hitch	o	o	o
Simultaneous movements (flow sharing distributor)	o	o	o
Quick drain hose	s	s	s
40 kph speed	o	o	o
<b>Comfort</b>			
Mechanical cloth-covered seat (Grammer)	s	-	-
Air suspension cloth-covered seat (Grammer)	o	s	s
Tuner car radio (50 W)	s	-	-
Bluetooth car radio with integrated microphone (100 W)	o	s	-
Bluetooth car radio with extra microphone (100 W)	o	o	s
Air conditioning with manual adjustment	o	s	s
<b>Electricity / Safety</b>			
Working lights on cab (x4)	s	-	-
LED working lights on cab (x4)	o	s	s
LED working lights on boom (x2)	o	o	o
LED blue poultry lights (x2)	o	o	o
LED flat rotating beacon	o	o	o
<b>Hydraulics</b>			
Attachment hydraulic flow control system	o	o	s
Easy Connect System (ECS)	s	s	s
Attachment hydraulic line	s	s	s
Attachment hydraulic locking	o	o	o
Electrovalve for 2 hydraulic functions on boom head	o	o	o

## Large choice of tyres

	Overall height	Overall width
Alliance - 300/75 R18 142A8 A580	2.00 m	1.81 m
BKT - 15.0/55-17 14PR AS504	1.99 m	1.93 m
Alliance - 400/55 R17.5 140A8 A328	2.01 m	1.92 m
Michelin - 280/80 R18 132A8 XMCL	2.01 m	1.82 m
Michelin - 280/80 R20 133A8 XMCL	2.03 m	1.79 m



## Selection of Manitou attachments

### Attachments approved by Manitou

Thanks to our wide range of attachments, your machines can be adapted to your working conditions.



Discover all our attachments on [manitou.com](http://manitou.com)

#### Handling of grain and light bulk

The essential attachment for storage of grain, fertiliser, mineral supplements, etc.



#### Feed and silage

Solutions for silage cutting, preparation and distribution.



#### Manure loading

Handling solutions for all types of manure (heavy, straw or powdery).





MLT 625 + CLBW clamp



MLT 625 + PFB + forks



MLT 625 + SCC sweeper

**Bale handling**

Wide range of solutions for handling square, round, wrapped and unwrapped bales.



**General handling**

Simple, effective solutions for handling palletised or non-palletised loads.



**Maintenance**

Sweeping and cleaning solutions for your farm maintenance.



Your dealer:



Head office

B.P. 249 - 430 rue de l'Aubinière - 44158 Ancenis Cedex - France

Tel.: 00 33 (0)2 40 09 10 11 - Fax: 00 33 (0)2 40 09 10 97



This publication provides the description of the versions and configuration possibilities of Manitou products, which may differ in terms of equipment. The equipment presented in this brochure may be available as part of a series, available as an option, or not available, depending on the versions. Manitou reserves the right, at any time and without notice, to amend the specifications described and represented. The specifications provided do not bind the manufacturer. For more details, please contact your Manitou agent. This is not a contractually binding document. The presentation of the products is not contractually binding. The list of specifications is non-exhaustive. The logos and visual identity of the company are the property of Manitou and cannot be used without authorisation. All rights are reserved. The photos and diagrams in this brochure are only provided for consultation and information purposes. Manitou BFA - Limited company with board of directors. Share capital: 39,668,399 euros - 857 802 508 RCS Nantes